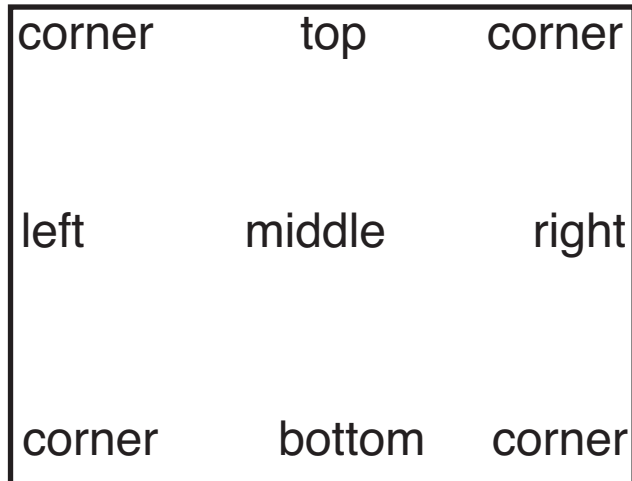
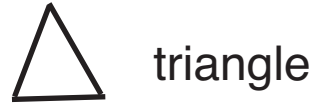


# Shapes and Page Directions



Please put the \_\_\_\_\_  
(triangle, circle, square, rectangle)

in the corner

in the middle

on the left

on the right

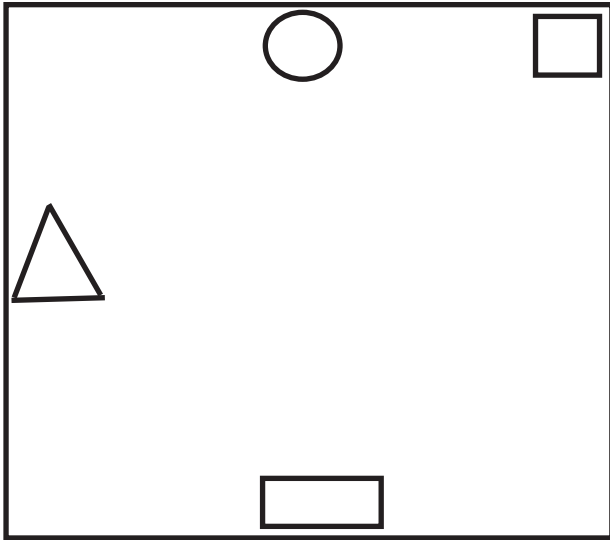
at the bottom

at the top

example 1: Please put the triangle in the middle at the top.

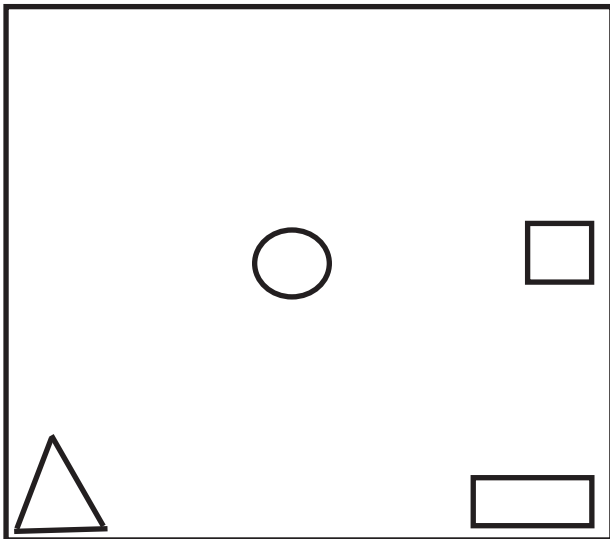
example 2: Please put the circle in the top left corner.

Page 1



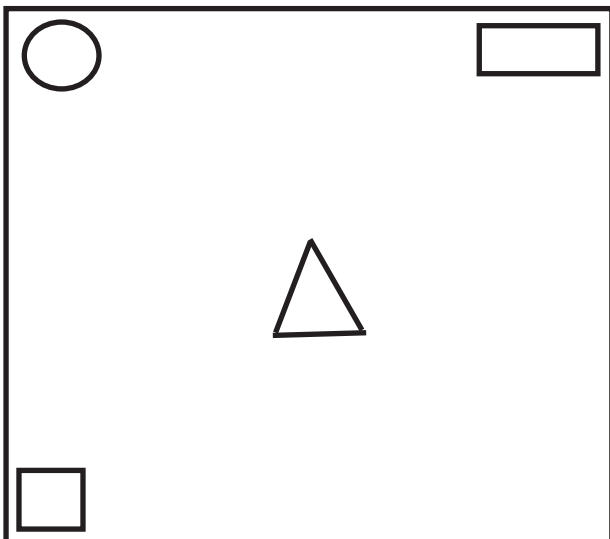
1. Put the \_\_\_\_\_ in the top right corner.
2. Put the \_\_\_\_\_ in the middle at the bottom.
3. Put the \_\_\_\_\_ on the left in the middle.
4. Put the \_\_\_\_\_ at the top.

Page 2



1. Put the circle \_\_\_\_\_ the \_\_\_\_\_.
2. Put the square \_\_\_\_\_ the \_\_\_\_\_.
3. Put the triangle \_\_\_\_\_ the \_\_\_\_\_.
4. Put the rectangle \_\_\_\_\_ the \_\_\_\_\_.

Page 3



1. Put the circle \_\_\_\_\_ the \_\_\_\_\_.
2. Put the square \_\_\_\_\_ the \_\_\_\_\_.
3. Put the rectangle \_\_\_\_\_ the \_\_\_\_\_.
4. Put the triangle \_\_\_\_\_ the \_\_\_\_\_.